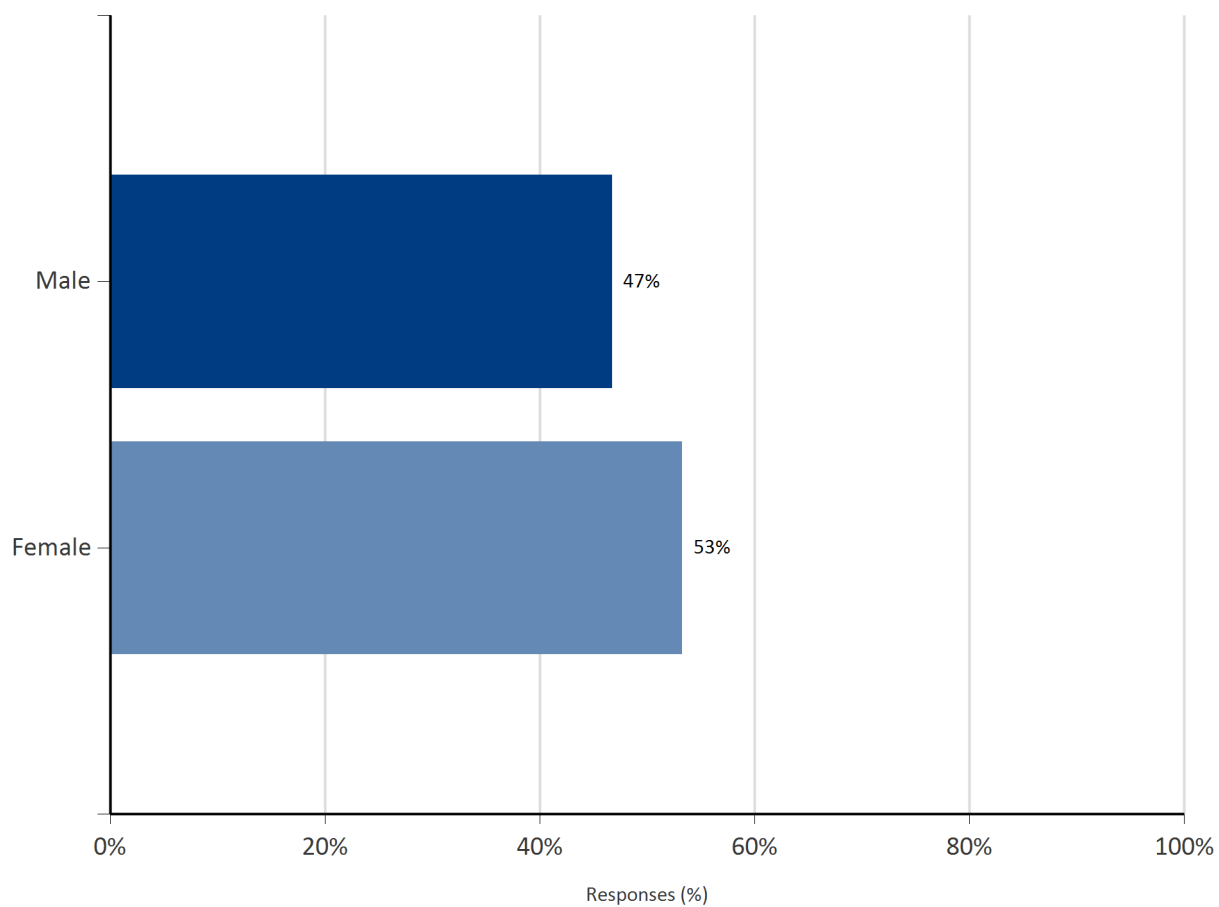




Overview

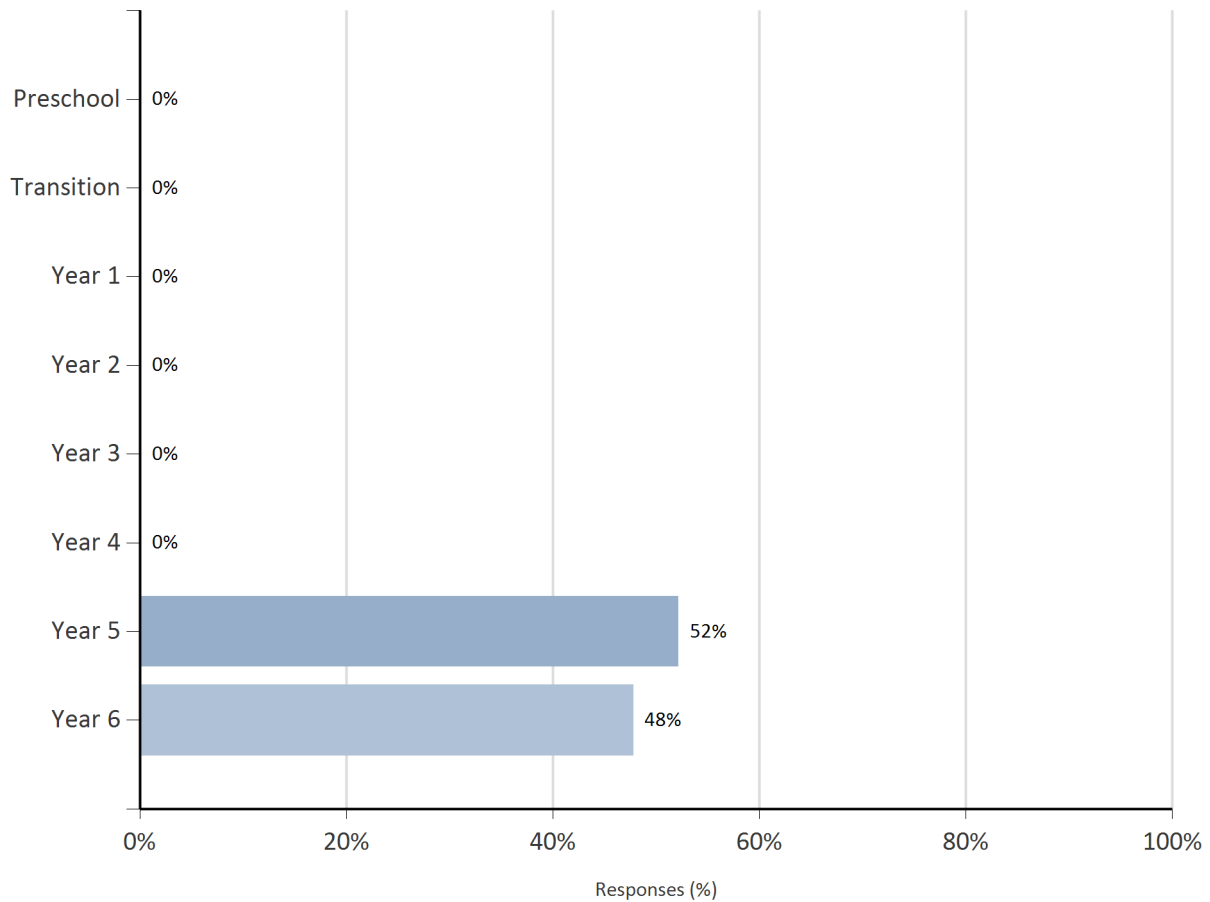
Survey title	Driver Primary School 2017 Student Survey
Report title	Distribution - single
Organisation name	Driver Primary School
Generation time & date	5:45PM - 04 Sep 2017
Generated by	Danielle Hall
Distribution name	Driver Primary School 2017 Student Survey - 14/08/2017 7:48 PM
School year	2017
Num of online responses	92
Num of manual responses	0

1 . Are you male or female?



	Male		Female	
	Num	%	Num	%
Number	43	47%	49	53%

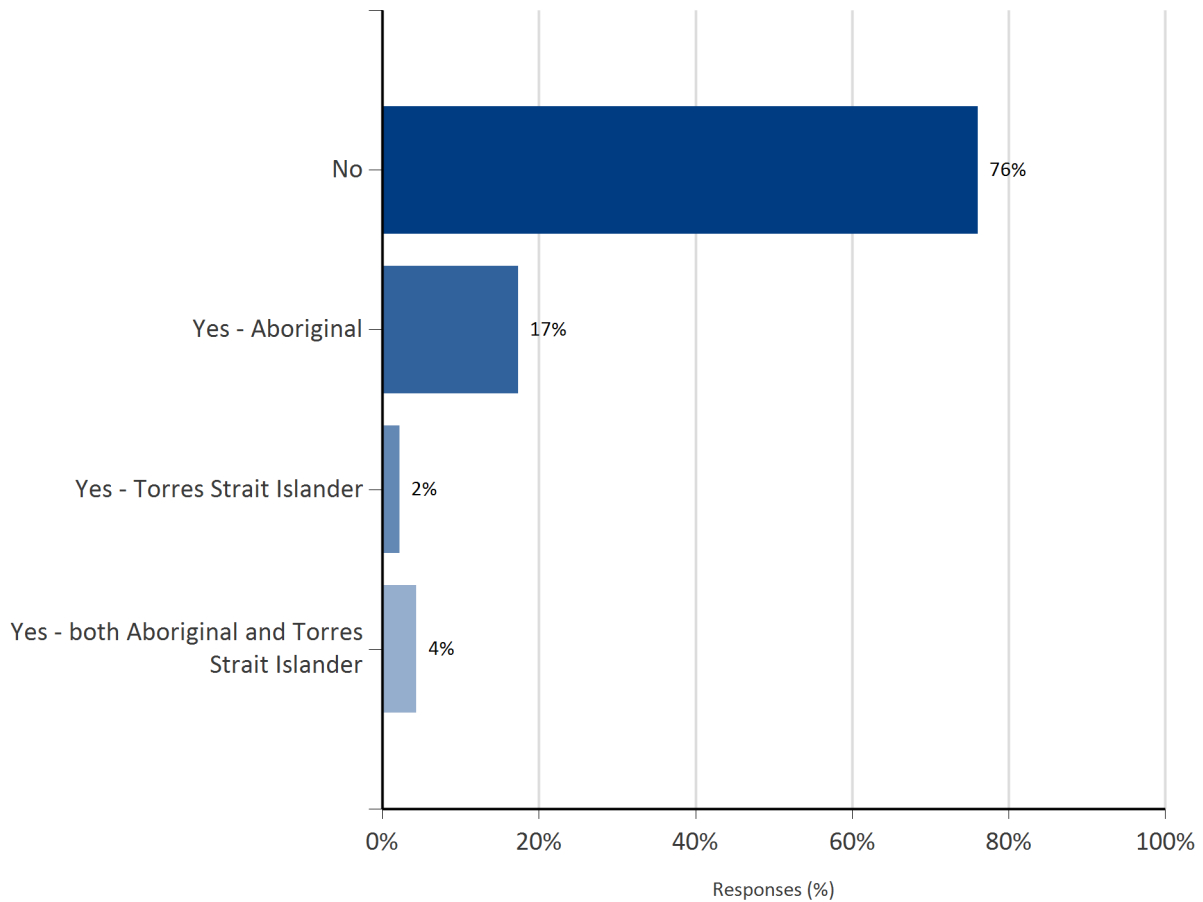
2 . What year level are you in?



	Preschool		Transition		Year 1		Year 2		Year 3	
	Num	%	Num	%	Num	%	Num	%	Num	%
Number	-	-	-	-	-	-	-	-	-	-

	Year 4		Year 5		Year 6	
	Num	%	Num	%	Num	%
Number	-	-	48	52%	44	48%

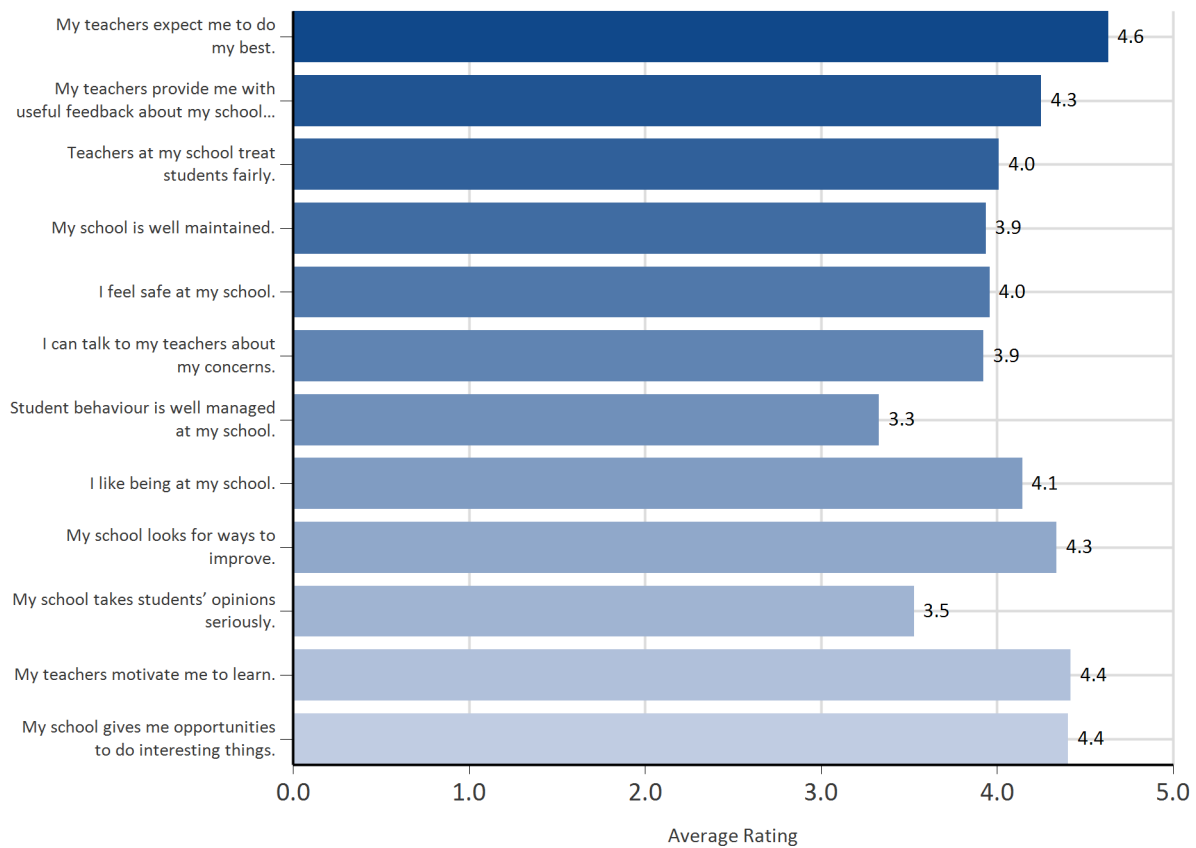
3 . Are you of Aboriginal or Torres Strait Islander origin?



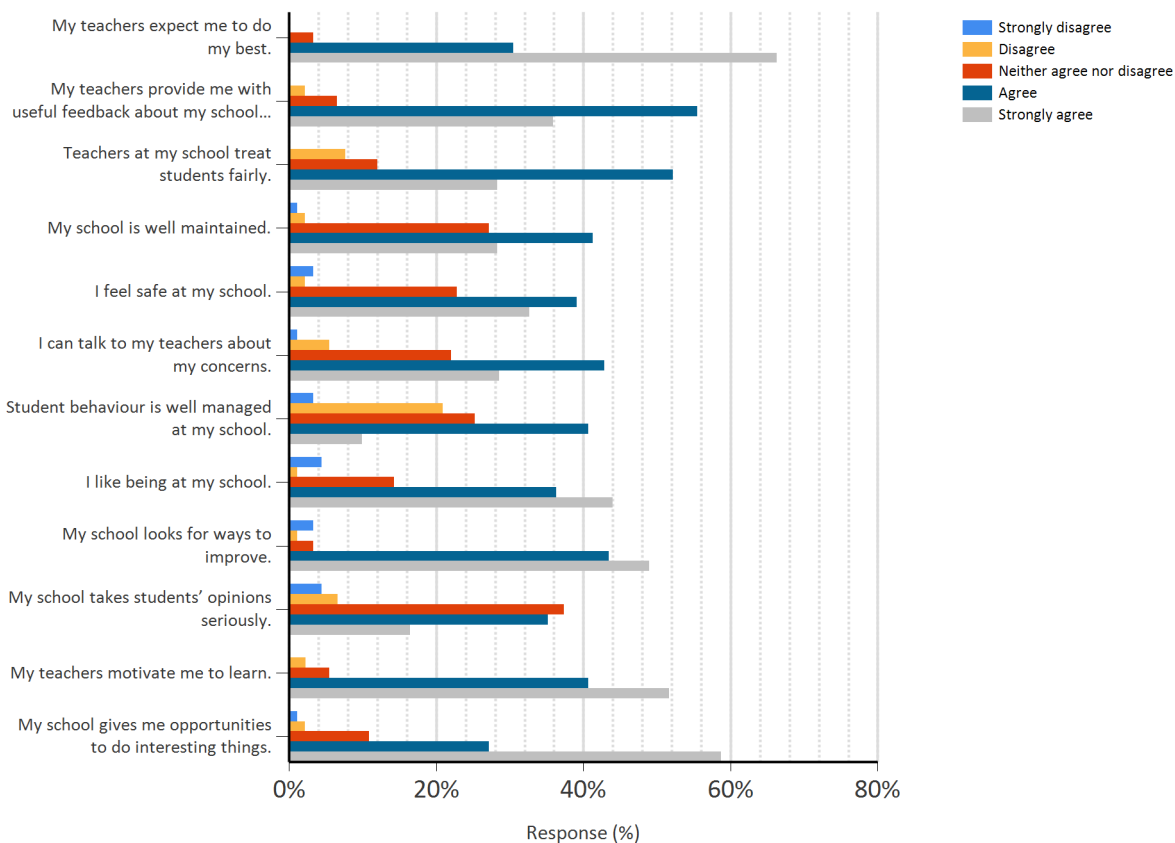
	No		Yes - Aboriginal		Yes - Torres Strait Islander		Yes - both Aboriginal and Torres Strait Islander	
	Num	%	Num	%	Num	%	Num	%
Number	70	76%	16	17%	2	2%	4	4%

4 . Please rate the items below

Rating	Score
Strongly agree	5
Agree	4
Neither agree nor disagree	3
Disagree	2
Strongly disagree	1



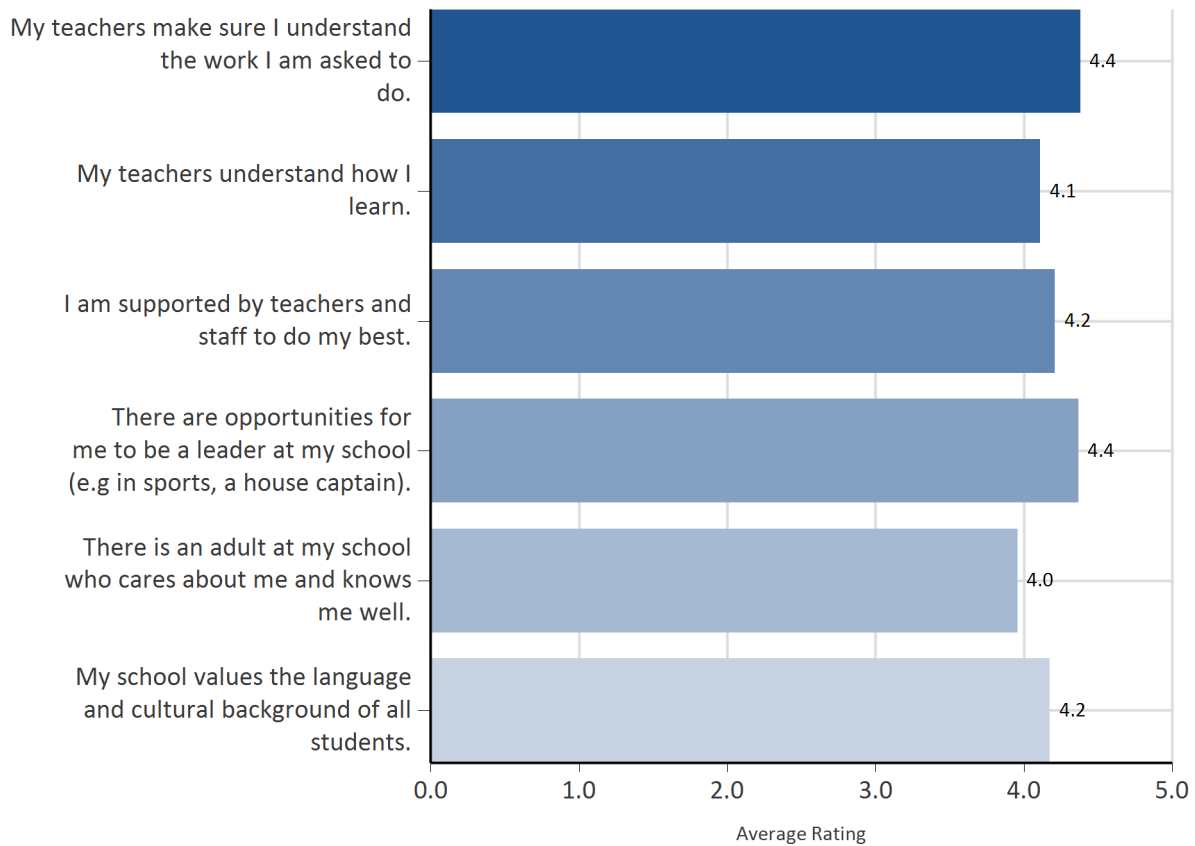
Driver Primary School 2017 Student Survey

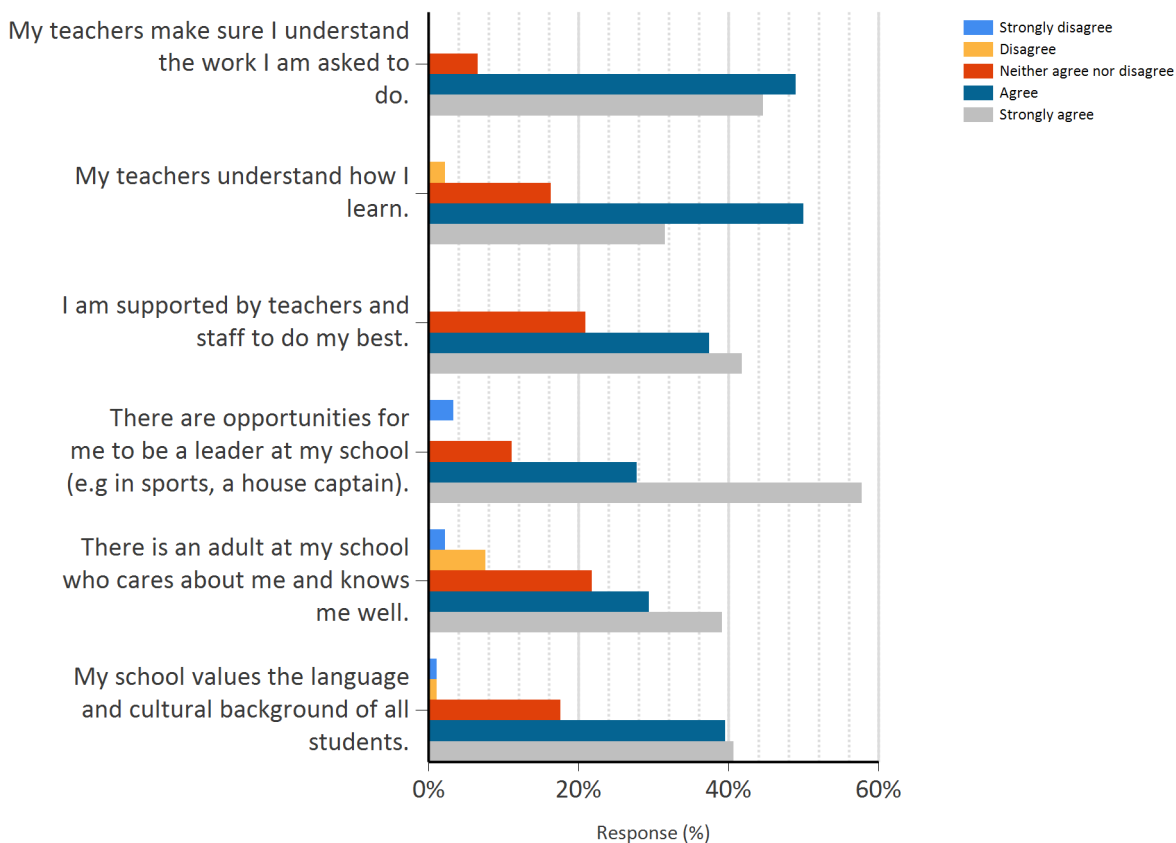


	Strongly disagree		Disagree		Neither agree nor disagree		Agree		Strongly agree	
	Num	%	Num	%	Num	%	Num	%	Num	%
My teachers expect me to do my best.	-	-	-	-	3	3%	28	30%	61	66%
My teachers provide me with useful feedback about my school work.	-	-	2	2%	6	7%	51	55%	33	36%
Teachers at my school treat students fairly.	-	-	7	8%	11	12%	48	52%	26	28%
My school is well maintained.	1	1%	2	2%	25	27%	38	41%	26	28%
I feel safe at my school.	3	3%	2	2%	21	23%	36	39%	30	33%
I can talk to my teachers about my concerns.	1	1%	5	5%	20	22%	39	43%	26	29%
Student behaviour is well managed at my school.	3	3%	19	21%	23	25%	37	41%	9	10%
I like being at my school.	4	4%	1	1%	13	14%	33	36%	40	44%
My school looks for ways to improve.	3	3%	1	1%	3	3%	40	43%	45	49%
My school takes students' opinions seriously.	4	4%	6	7%	34	37%	32	35%	15	16%
My teachers motivate me to learn.	-	-	2	2%	5	5%	37	41%	47	52%
My school gives me opportunities to do interesting things.	1	1%	2	2%	10	11%	25	27%	54	59%

5 . Please rate the items below.

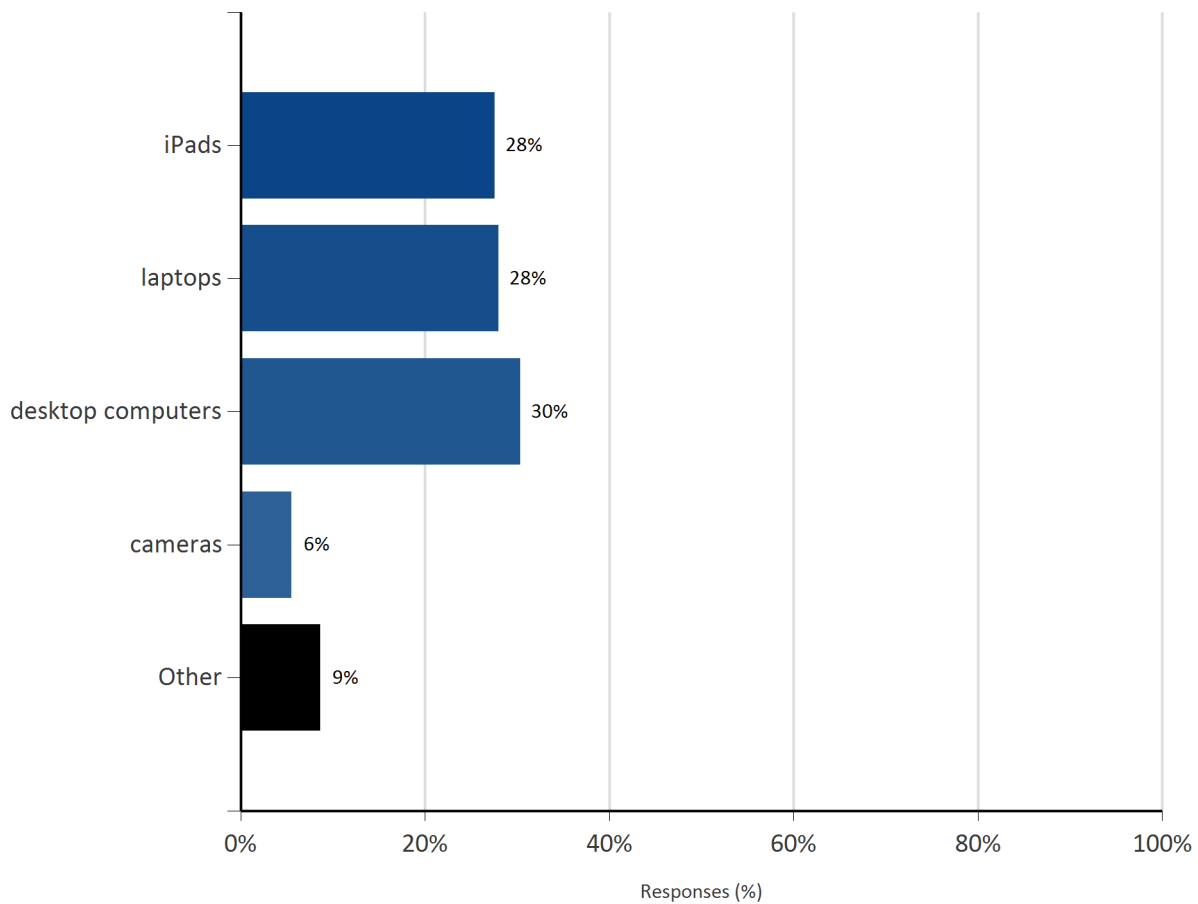
Rating	Score
Strongly agree	5
Agree	4
Neither agree nor disagree	3
Disagree	2
Strongly disagree	1





	Strongly disagree		Disagree		Neither agree nor disagree		Agree		Strongly agree	
	Num	%	Num	%	Num	%	Num	%	Num	%
My teachers make sure I understand the work I am asked to do.	-	-	-	-	6	7%	45	49%	41	45%
My teachers understand how I learn.	-	-	2	2%	15	16%	46	50%	29	32%
I am supported by teachers and staff to do my best.	-	-	-	-	19	21%	34	37%	38	42%
There are opportunities for me to be a leader at my school (e.g in sports, a house captain).	3	3%	-	-	10	11%	25	28%	52	58%
There is an adult at my school who cares about me and knows me well.	2	2%	7	8%	20	22%	27	29%	36	39%
My school values the language and cultural background of all students.	1	1%	1	1%	16	18%	36	40%	37	41%

6 . What technology do you have the opportunity to use at school?



	iPads		laptops		desktop computers		cameras		Other	
	Num	%	Num	%	Num	%	Num	%	Num	%
Number	70	28%	71	28%	77	30%	14	6%	22	9%

7 . How does technology help with your learning?

Comments do not display in this report type. Use a detailed report to view respondent open text responses.

8 . What other technology devices or programs do we need at Driver to help with our learning?

Comments do not display in this report type. Use a detailed report to view respondent open text responses.

9 . Do you have any feedback on this survey?

Comments do not display in this report type. Use a detailed report to view respondent open text responses.

10 . Do you have any other comments to help improve your school?

Comments do not display in this report type. Use a detailed report to view respondent open text responses.